

# RUGGED DESIGN



# Backpack Design Theme Fuses Form and Function

PASSPORT

Blacked out roof rails

Strong C-pillar

Blacked out cargo bay

Increased cargo flexibility with  
backpack-like functionality



Rear quarter roof garnish  
(resin material)



Allows items to be leaned against vehicle  
without risking damage to body paint

# Strong and Powerful Front End


PASSPORT

Bold grille

Aggressive hood scoop

LED headlights and DRL

"PASSPORT" proudly stamped in front fascia



TrailSport trims feature amber DRLs

Accessories shown

# Rugged Rear Design

PASSPORT

"PASSPORT" emblazoned  
in steel tailgate

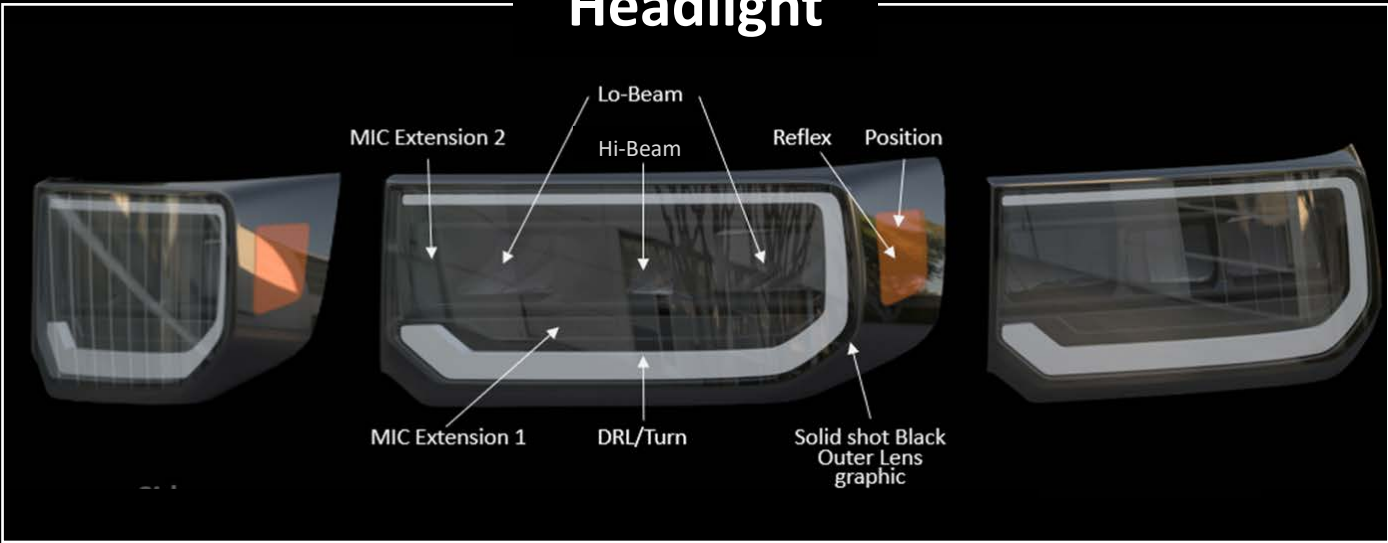
LED taillights

Rugged rear bumper  
(TrailSport unique silver  
metallic painted garnish)

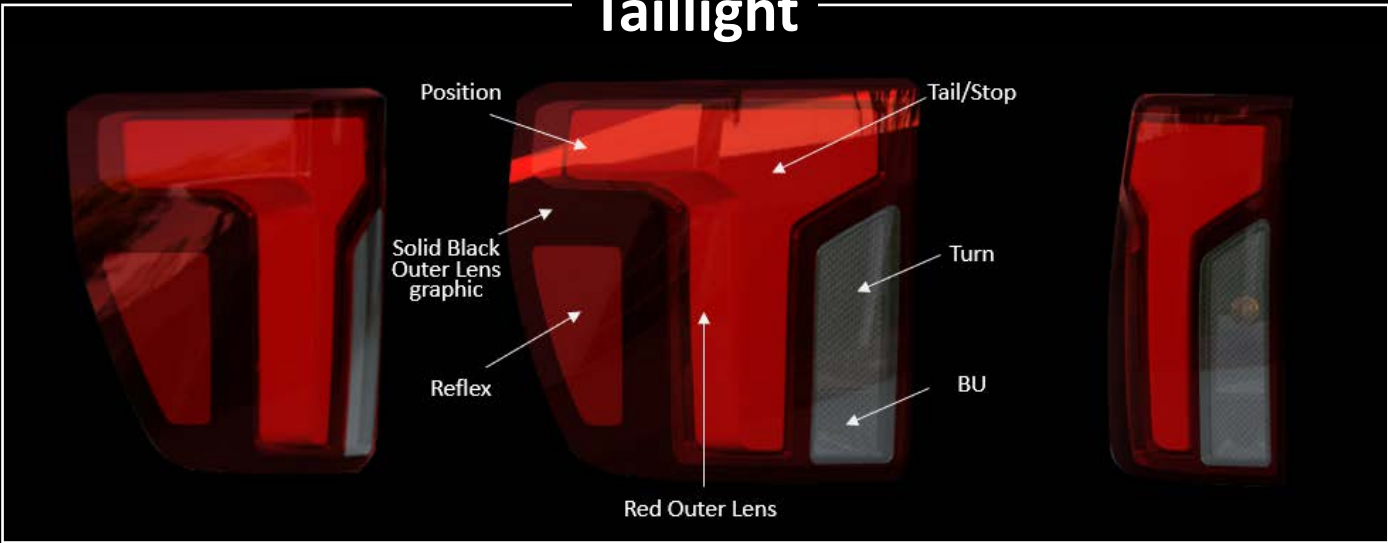
Hidden exhaust outlets are  
protected from trail damage



Headlight



Taillight



Headlight

RTL

Signature DRL

TrailSport and TrailSport Elite

Signature DRL

Lo/Hi Beam	Turn Sequence	Lo/Hi Beam	Turn Sequence

# Wide Wheels & Tires for a Powerful Stance

PASSPORT

## RTL



**18" Alloy**  
**Gloss Shark Gray**  
**265/60 All-Season Tires**

## TrailSport



**18" Alloy**  
**Matte Shark Gray**  
**275/60 All-Terrain Tires**

## TrailSport Elite



**18" Alloy**  
**Berlina Black with Machined Rim**  
**275/60 All-Terrain Tires**

# MODERN TECH-FILLED INTERIOR



**All-New Cabin with Efficient & Intuitive Layout**

**PASSPORT**



# Latest Connectivity, Technology & Functionality

PASSPORT



10.2-inch digital instrument cluster

12.3-inch color touchscreen with wireless Apple CarPlay and Android Auto™, Google built-in

BOSE 12-speaker Premium Audio  
(TrailSport Elite)

Passenger-side instrument panel shelf

Wireless phone charger and extra space  
For a second phone

Tri-zone climate control

New massive console fits full-size tablet

Larger cupholders fit wide 32oz bottles

# Cavernous and Flexible: Adventure Ready Cargo Area

PASSPORT

## INCREASED CARGO VOLUME

44 cu. ft. / 83.8 cu. ft. with 2<sup>nd</sup> row folded



**Fits two full-size adult mountain bikes  
with 29-inch wheels**

## SIDE STORAGE



## UNDERFLOOR STORAGE

### Covered

Fits compact folding camping chairs



### Un-covered

Fits Honda EU2200i Generator



# Standard Safety And Driver-Assistive Technology

PASSPORT

		Current Passport	New Passport
Honda SENSING™	UPDATED Collision Mitigation Braking System™ & Forward Collision Warning	<div></div>	<div></div>
	UPDATED Road Departure Mitigation System	<div></div>	<div></div>
	UPDATED Adaptive Cruise Control with Low-Speed Follow	<div></div>	<div></div>
	UPDATED Lane Keeping Assist System and Lane Departure Warning	<div></div>	<div></div>
	NEW Traffic Jam Assist		<div></div>
	NEW Traffic Sign Recognition System		<div></div>
	NEW Low-Speed Braking Control		<div></div>
	Auto High-Beam Headlights	<div></div>	<div></div>
	Blind Spot Information System	<div></div>	<div></div>
	Cross Traffic Monitor	<div></div>	<div></div>
	Parking Sensor System	<div></div>	<div></div>
Additional Safety and Driver-Assistive Features	NEW Hill Descent Control		<div></div>
	NEW TrailWatch™ Multi-View Camera System		TrailSport Elite
	Multi-Angle Rearview Camera with Dynamic Guidelines	<div></div>	<div></div>
	NEW Driver Attention Monitor		<div></div>

# PERFORMANCE



## NEW MORE POWERFUL 3.5L DOHC V6

— MAX POWER —

**285** HP  
(+5 HP)

— MAX TORQUE —


**262** lb.-ft.



## NEW HIGH-STRENGTH 10-SPEED AUTOMATIC



## 2<sup>nd</sup> generation i-VTM4™ torque vectoring all-wheel drive



### NEW REAR DRIVE UNIT

**40%**

More torque at launch

**30%**

Faster response

### TORQUE VECTORING

Up to

**70%**

Rear distribution

Up to

**100%**

Right to left allocation

# 7 Drive Modes, Including New Trail Mode

PASSPORT

Standard on all trims with all-new Sport, Tow and Trail modes

NORMAL ✓

ECON ✓

SNOW ✓

SAND ✓

NEW

TRAIL ✓

NEW

SPORT ✓

NEW

TOW ✓



# New Hill Descent Control Improves Confidence

PASSPORT

Enables driver to focus on steering  
& navigating instead of braking

---

Maintains speed without  
brake pedal operation

---

Declines of 7% slope or more

---

Speed is maintained  
between 2-12 mph



Use brake/accel pedal to set  
desired speed (2-12 mph)  
Controlled by VSA

**5,000 lbs. Towing Capability**

**PASSPORT**

**First factory trailer hitch on Passport, standard on TrailSport trims**  
**More than enough for most boats, campers or**  
**"toy" haulers that serve as a key to adventure for most customers**



# TrailSport and TrailSport Elite



- Rugged design elements
- Trail-ready wheels with all-terrain tires
- TrailSport exclusive off-road tuned suspension
- Improved approach angle and hidden exhaust tips are protected on the trail



# Exclusive TrailSport Exterior Styling

**PASSPORT**  
TRAILSport



TrailSport badging  
on grille and tailgate

TrailSport unique  
front and rear bumpers

Heavy-duty front bright  
orange recovery hooks

TrailSport unique  
18-inch wheels and all-terrain tires



# Exclusive TrailSport Interior Styling

**PASSPORT**  
TRAILSport



TrailSport embroidered  
into headrests

Orange stitching on seats  
and steering wheel  
(not available on Elite)

Offset color seat  
stripes and piping

TrailSport:  
Durable Leatherette and cloth  
seats with orange stitching/accents

TrailSport Elite:  
Perforated leather with contrast  
stitching, accents and black piping

# Panoramic Moonroof with Tilt and Slide Functions

PASSPORT

Standard on TrailSport and TrailSport Elite




# Tough, Trail-Ready Wheels and Tires

**PASSPORT**  
TRAILSport

## 275/60R18 ALL-TERRAIN TIRES

Exclusive design & compound engineered  
in partnership with General Tire

Full-size spare wheel and tire available



**Rugged TrailSport Wheels:**  
Valve stem sunk to protect from trail damage

# Substantial Underbody Protection

**PASSPORT**  
TRAILSPORT

## Front skid plate

High-strength steel (590MPa)


4.0mm thick

Engine & transmission protection

## First factory tow hitch on Passport protects rear fascia on trail

High-strength steel (345MPa)

12.7mm thick



## Integrated recovery point

Rated for 2x GVWR\*

\*Gross Vehicle Weight Rating

## Fuel tank skid plate

High-strength steel (590MPa)

2.8mm thick

## Dual hidden exhaust tips improve departure angle



# Heavy-duty Front and Rear Recovery Points

Honda First

Integrated closed-loop front recovery points  
Rated for 2x GVWR  
Thick cast-iron with durable powder coating



Hitch with rear recovery points  
Rated for 2x GVWR



## Breakaway front recovery hooks

Crash Barrier

Step 1:

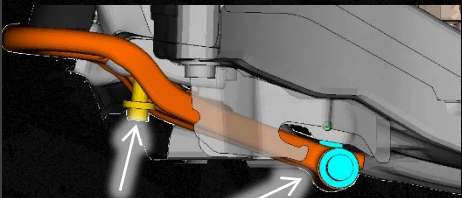
Step 2:

Step 3:

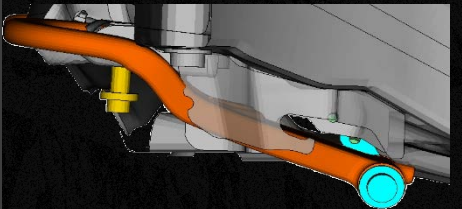
Vehicle direction



Recovery hook contacts barrier

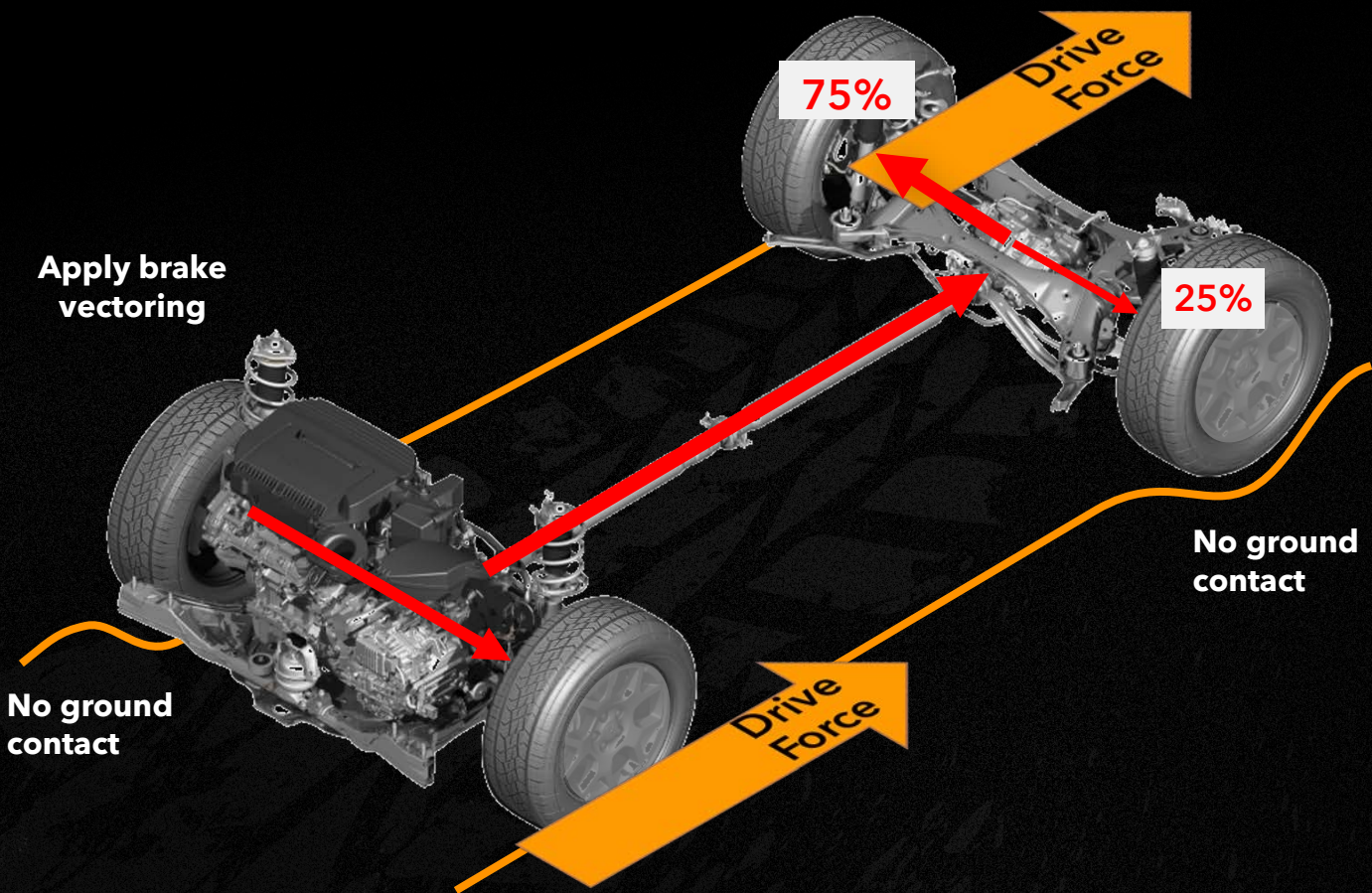


Bolts slip



Bolt shears → recovery hook detaches

## Trail torque logic sends majority of power to wheel with most traction



### Trail torque logic: How it works

- 1. One side of rear axle loses ground contact
- 2. Trail torque logic control detects condition
- 3. Rear axle torque increased
- 4. Drive force transfers to wheel with most traction
- 5. Low traction wheel maintains torque potential to allow immediate transfer of drive force once ground contact is made

	2025 Passport	2026 Passport
Trail torque logic		✓
Rear drive unit torque (Nm)	2,133	3,000

# All-New Off-Road Information Displays

PASSPORT  
TRAILSPORT

Honda First

Off-road gauge readouts help drivers confidently navigate tough trails




## Trail Mode

When Trail mode is selected, the forward view camera comes on automatically below 15MPH



Forward view camera turned off at speeds above 15MPH



Forward view camera automatically turns back on when vehicle drops below 12MPH



## All modes, except Trail



When not in Trail mode, forward view camera can be turned on at any time below 15MPH



Forward view camera turns off automatically at 15MPH+. Does not automatically come back on

# RUGGED ACCESSORIES



# Wide-ranging Accessory Line-Up

# PASSPORT

## Rugged | Styling Items

- 18-in rugged black alloy wheels
- 18-in white alloy wheels
- Front scuff plate
- Black emblem, H-mark (fr/rr)
- Black emblem, Passport
- HPD fender emblems
- Valve stem cap, chrome
- Valve stem cap, black



### NEW for 2026MY Passport

Factory-installed Black Out Package includes:

- Black accessory wheels
- HPD center caps
- Front and rear black Honda emblems


### NEW for 2026MY Passport

Factory-installed Tow Package for RTL includes:

- Trailer hitch & harness
- Hitch panel

## Functional Items

- ★ Cargo shelf / picnic table
- ★ MOLLE panels
- ★ Full size spare tire kit
- ★ Cargo utility light
- ★ Cargo cover, tarp style
- Cargo net
- Cargo barrier
- Cargo organizer
- Tool organizer
- Heated steering wheel
- Engine block heater
- Auto D/N mirror attachment
- Premium cabin air filter



★ Honda first

## Utility Items

- ★ Rock sliders
- ★ Roof platform
- Crossbars
- Tube step running boards
- Trailer hitch
- Trailer hitch harness
- Trailer hitch panel
- Trailer hitch ball mount
- Trailer hitch locking pin
- Trailer hitch ball - 1 7/8-in
- Trailer hitch ball - 2in
- Bike attachment - frame mount
- Bike attachment - fork mount
- Ski/snowboard attachment
- Surf/paddleboards attachment



- Roof basket
- Roof box - short
- Roof box - midsized
- Kayak attachment

## Protection Items

- All-season floor mats - Passport
- All-season floor mats - TrailSport
- Body side molding
- Cargo tray
- Splash guards
- Door sill protection film
- Door edge film
- Door edge guard
- Door handle film
- Seatback protectors
- Wheel locks, chrome
- Wheel locks, black
- Wheel lug nuts, black



## HPD Package

- Rock sliders
- Front aluminum scuff plate
- Hood decal
- Fender emblems
- Wheel center caps (TS, TS Elite)
- Start-up graphics

## Adventure Package

- Roof platform
- Cargo shelf & table
- MOLLE panels
- Cargo light

## Additional PPO Packages

### Limited Edition Package:

- 18-inch alloy wheels
- Rock sliders
- Front aluminum scuff plate
- Hood decal
- Fender emblems
- Tailgate inset emblems
- Gloss black H-mark emblems
- Start-up graphics

## Tow Package

- Ball-mount
- 2-inch ball
- Towing organizer

## Pet Package

- Separation barrier
- Seatback protectors
- Waterproof cargo tray

### Function:

- All-season mats
- Cargo cover
- Cargo net
- Door-sill films

### Black Emblem:

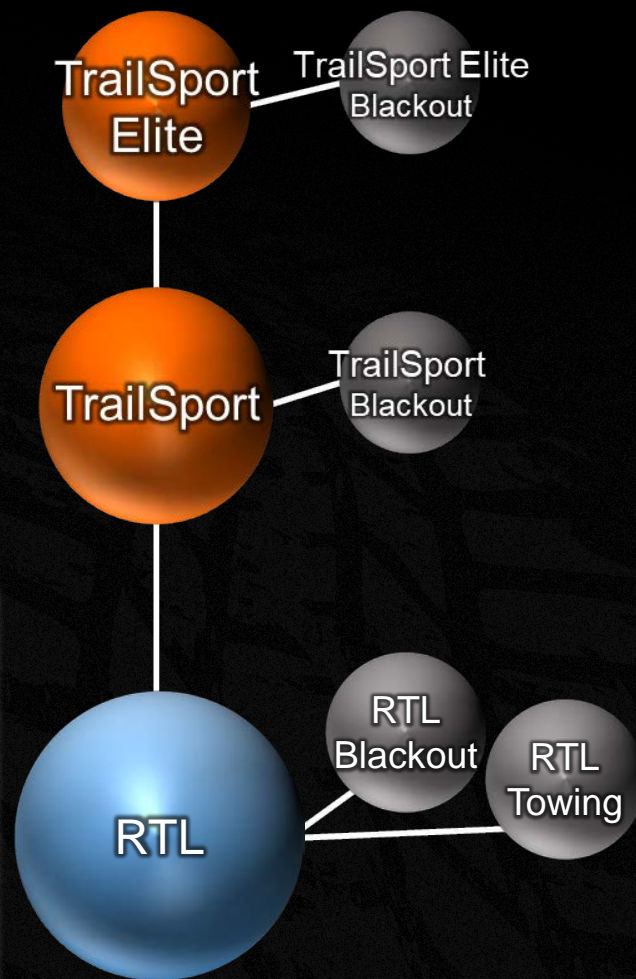
- Tailgate inset emblems
- Gloss black H-mark emblems

## Blackout Package

- Black accessory wheels
- Black lug nuts (RTL only)
- HPD center caps
- Gloss black H-mark emblems

## Towing Package


- Trailer hitch
- Harness
- Hitch panel



STAINLESS STEEL  
ROCK SLIDERS

Honda First

Replaceable stainless steel  
bash plate won't rust after taking hits



Extruded aluminum  
base structure

Low-profile design without  
reducing ground clearance

Integrated vehicle  
lift points

ALUMINUM FRONT  
SCUFF PLATE

Honda First



Powder-coated  
aluminum plate

Recessed and  
accessible fasteners

Cargo shelf transforms into sturdy adventure-ready picnic table



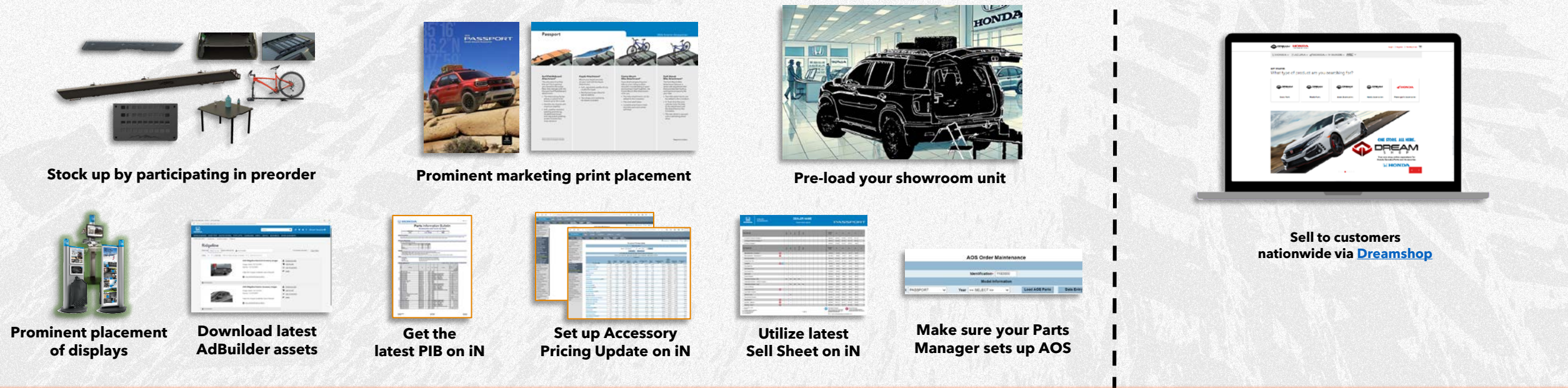
# Promoting Accessories

PASSPORT

## AHM Promotions:



## Dealership Promotions:



















# COLOR, TRIMS & PRICING



Rugged Exterior Color & Interior Materials

PASSPORT

Exterior Colors											<div>NEW</div> 		<div>NEW</div> 			
	Crystal Black Pearl		Modern Steel Metallic		Sonic Gray Pearl (Premium paint)		Platinum White Pearl (Premium paint)		Obsidian Blue Pearl		Sunset Orange (Premium paint) <i>TrailSport exclusive</i>		Ash Green Metallic (Premium paint) <i>TrailSport exclusive</i>		Radiant Red Metallic (Premium paint)	
																
	RTL		TrailSport		TrailSport Elite											



RTL  
Black, Gray

TrailSport  
Black with orange accents

TrailSport Elite  
Black, Brown, Gray

# Exceptional Value for Money

# PASSPORT

## \$44,750 MSRP

Excludes D&H

### RTL

- 3.5L V6 with 285hp and 262lb.-ft. with Idle Stop and Remote Start
- 10-speed automatic transmission
- i-VTM4™ all-wheel drive
- 18-inch wheels
- Honda Sensing®
- Blind Spot Information System
- Parking sensors
- LED headlights, DRLs and taillights
- Power tailgate
- Leather seating surfaces
- Heated front seats
- Leather-wrapped steering wheel
- Hill Descent Control
- Electronic parking brake
- Rear seatbelt reminder
- Rear seat reminder
- Seven drive modes
- Rear camera washer
- Smart entry
- Push-button start
- 10-way power driver seat with memory
- 4-way power passenger seat
- Tri-zone automatic climate control
- 10.2-inch Digital Instrument Cluster
- 12.3-inch Color Touchscreen
- 9-speaker audio including subwoofer
- Google built-in
- Bluetooth® phone and streaming audio
- Wireless Apple CarPlay and Android Auto™ integration
- Wireless Phone Charger
- Two front USB ports, two 2nd row USB ports
- Auto on/off headlights
- Heated door mirrors
- Auto-dimming rearview mirror
- Ambient lighting in console tray
- Auto up/down front windows
- Variable intermittent wipers
- (2) 12V outlets
- 1<sup>st</sup> and 2<sup>nd</sup> row floor mats

## \$48,450 MSRP

Excludes D&H

### TrailSport

- 18-inch off-road wheels
- All-terrain tires
- Off-road tuned suspension
- Front skid plate with recovery point
- Fuel tank skid plate
- Two front recovery hooks
- Trailer hitch (Class III) with recovery points
- LED foglights
- Heated windshield
- Durable water-resistant seating surfaces
- Opening panoramic moonroof
- Heated steering wheel
- Power folding door mirrors with LED turn signals
- All-weather floor mats
- Ambient lighting in footwells and door pockets
- (2) 115V outlets

## \$52,450 MSRP

Excludes D&H

### TrailSport Elite

- Perforated leather seating surfaces
- BOSE premium audio with 12 speakers
- TrailWatch™ camera system
- Front camera washer
- Ventilated front seats
- Rear HVAC controls
- Rear door sunshades
- Auto-dimming side mirrors
- Heated rear seats
- Heated steering wheel
- Rain sensing wipers
- Rear seat smart entry
- Hands-free tailgate and walk-away close

Simple trim line-up that's extremely well-equipped across the board